


FY 2005-2010 NEHRP Agency Budgets¹

Enacted NEHRP Agency Budgets (\$M) ¹					
FY	FEMA ²	NIST ³	NSF ⁴	USGS ⁵	NEHRP Total
2005	14.7	0.9	53.1	58.3	127.0
2006	9.5	0.9	53.8	54.5	118.7
2007	9.1	1.7	54.8	55.4	121.0
2008	6.1	1.7	55.6	58.1	121.5
2009	9.1	4.1	55.3	61.2	129.7
2010	9.0	4.1	55.3	62.8	131.2

Notes:

1. Agency budgets included support for all NEHRP-related activities unless stated otherwise. FY 2009 ARRA funds are not included in totals. Amounts are reported to the nearest \$0.1 million (M).
2. FEMA FY 2005-2009 budgets excluded state grants. FY 2006-2010 budgets excluded employee salaries and benefits.
3. NIST FY2009-2010 budgets included support for the Earthquake Engineering Research and Development activities and the NEHRP Office.
4. NSF budgets included support for the George E. Brown, Jr. Network for Earthquake Engineering Simulation (NEES) and the NSF portion of the Global Seismographic Network (GSN), but excluded EarthScope funding and Agency Operations and Award Management.
5. USGS budgets included support for the Advanced National Seismic System (ANSS), the USGS Earthquake Hazards Program (EHP), and the USGS portion of the GSN.




FY 2011-2016 NEHRP Agency Budgets¹

Enacted NEHRP Agency Budgets (\$M) ¹					
FY	FEMA ²	NIST ³	NSF ⁴	USGS ⁵	NEHRP Total
2011	7.8	4.1	53.3	61.4	126.6
2012	7.8	4.1	53.2	60.4	125.5
2013	7.7	3.9	52.2	55.7	119.5
2014	7.8	3.9	51.0	58.7	121.4
2015	7.4	3.9	52.2	64.4	127.9
2016	8.5	5.2	54.2	67.0	134.9

Notes:

1. Agency budgets included support for all NEHRP-related activities unless stated otherwise. Amounts are reported to the nearest \$0.1 million (M).
2. FEMA FY 2011 budget excluded state grants. FY 2011-2015 budgets excluded employee salaries and benefits.
3. NIST budgets included support for the Earthquake Engineering Research and Development activities and the NEHRP Office. FY 2016 budget included \$1.3M of Disaster Resilience Research Grants Program funding.
4. NSF FY 2011-2014 budgets included support for the George E. Brown, Jr. Network for Earthquake Engineering Simulation (NEES) and the NSF portion of the Global Seismographic Network (GSN), but excluded EarthScope funding and Agency Operations and Award Management (AOAM). FY 2015-2016 budgets included support for the NSF portion of the GSN and the earthquake engineering portion of the Natural Hazards Engineering Research Infrastructure (NHERI), but excluded Earthscope funding and AOAM.
5. USGS budgets included support for the USGS Earthquake Hazards Program (EHP) and the USGS portion of the GSN.




FY 2017-2022 NEHRP Agency Budgets¹

Enacted NEHRP Agency Budgets (\$M) ¹					
FY	FEMA	NIST ²	NSF ³	USGS ⁴	NEHRP Total
2017	8.5	5.2	54.2	70.9	138.8
2018	8.5	5.2	65.7	90.1	169.5
2019	8.7	5.2	60.5	90.1	164.5
2020	8.9	4.8	53.4	92.1	159.2
2021	8.9	4.8	52.23	92.6	158.53
2022	8.5	4.8	52.0	97.2	162.5

Notes:

1. Agency budgets included support for all NEHRP-related activities unless stated otherwise. Amounts are reported to the nearest \$0.1 million (M).
2. NIST budgets included support for the Earthquake Engineering Research and Development activities and the NEHRP Office. FY 2017-2019 budgets included \$1.3M of Disaster Resilience Research Grants Program funding.
3. NSF budgets included support for the NSF portion of the Global Seismographic Network (GSN) and the earthquake engineering portion of the Natural Hazards Engineering Research Infrastructure (NHERI), but excluded Earthscope funding and NSF headquarters administrative expenses.
4. USGS budgets included support for the USGS Earthquake Hazards Program (EHP) and the USGS portion of the GSN. Beginning in FY 2018, USGS budgets included Congressional "one-time" funding additions for ShakeAlert, but excluded the \$8.0M supplemental funding for seismic network restoration following hurricane Maria.



FY 2023-2028 NEHRP Agency Budgets¹

Enacted NEHRP Agency Budgets (\$M) ¹					
FY	FEMA	NIST ²	NSF ³	USGS ⁴	NEHRP Total
2023	8.5	4.8	53.6	99.9	166.8
2024	8.5	5.3	50.0	99.7	163.5
2025					
2026					
2027					
2028					

Notes:

1. Agency budgets included support for all NEHRP-related activities unless stated otherwise. Amounts are reported to the nearest \$0.1 million (M).
2. NIST budgets included support for the Earthquake Engineering Research and Development activities and the NEHRP Office. FY 2024 budget included \$0.5M of *Forward-Looking Building Standards* initiative funding from the FY23 Omnibus.
3. NSF budgets included support for the NSF portion of the Global Seismographic Network (GSN) and the earthquake engineering portion of the Natural Hazards Engineering Research Infrastructure (NHERI), but excluded Earthscope funding and NSF headquarters administrative expenses.
4. USGS budgets included support for the USGS Earthquake Hazards Program (EHP) and the USGS portion of the GSN.

